Обозначение патронов ОАО "БелТАПАЗ" по ТУ BY 500047867.022-2007 изм.8,

Обозначение и характеристики патрона														D мм	Условный размер конца шпинделя			D_1 мм	D_2 мм	D_3 мм	D_4 мм	nxd	nxd1	nxd2	Шаг кулачка	n_{max}, $мин^{-1}$	M max, Н·м	P_{min}, даН	Размер под ключ
типа 1						типа 2		типа 3				типа 4 (Кемлок)																	
по ГОСТ 3889		по DIN 6350						подтип II		подтип IV																			
		подтип I		подтип II																									
исполнения															тип 2	тип 3	тип 4												
1	2	1	2	1	2	1	2	1	2	1	2	1	2																
3-80.01.01	–	–	–	–	–	–	–	–	–	–	–	–	–	80	–	–	–	55	66	16,5	–	3xM6	–	–	6	4000	35	1000	6
–	–	3-80.101.01	–	3-80.201.01											–	–	–	56	67					3x7					
3-100.02.01	–				–	–	–	–	–	–	–	–	–	100	–	–	–	72	86	20	–	3xM8	–	–		3600	50	1700	9
		3-100.102.01	–	3-100.202.01	–	–	–	–	–	–	–	–	–		–	–	–	70	83					3x9				
k-125.03.224	k-125.04.220	–	–	–	–	–	–	–	–	–	–	–	–	125	–	–	–	95	108	32	–	3xM8	–	–	7	2500	75	2400	
–	–	–	–	k-125.203.224	k-125.204.220	–	–	–	–	–	–	–	–		–	–	–				–		–	3x9					
–	–	–	–	–	–	k-125.03.225	k-125.04.225	–	–	–	–	–	–		3	–	–	53,975	75			3xM10	3xM10x1,0	–					
–	–	–	–	–	–	–	–	–	–	–	–	3-125.03.223	k-125.04.223		–	–	3		70,6										
–	–	–	–	–	–	k-125.03.226	k-125.04.226	–	–	–	–	–	–		4	–	–	63,513	85										
–	–	–	–	–	–	–	–	–	–	–	–	3-125.03.254	3-125.04.254		–	–	4		82,6		–			–					
–	–	–	–	–	–	–	–	k-160.329.214	k-160.330.220	–	–	–	–	160	–	5	–	82,563	104,8	42	61,9	3x11	–	–	8	4000	160	3700	
k-160.05.214	k-160.06.220	–	–	–	–	–	–	–	–	–	–	–	–		–	–	–	130	142	45	–	3xM8	–	–		2200	125	3100	
–	–	k-160.105.214	k-160.106.220	k-160.205.214	k-160.206.220	–	–	–	–	–	–	–	–		–	–	–	125	140		–	3xM10	–	3x11					
–	–	–	–	–	–	k-160.05.227	k-160.06.227	–	–	–	–	–	–		4	–	–	63,513	85		–	3xM10	–	–					
								–	–	–	–	3-160.05.271	3-160.06.271				4		82,6		–	–	3xM10x1,0	–					
–	–	–	–	–	–	k-160.05.229	k-160.06.229	–	–	–	–	3-160.05.273	3-160.06.273		5	–	5	82,563	104,8		–	4xM10	6xM12x1,0	–					
								3-200.331.214	3-200.332.220	–	–	–	–	200	–	5	–	82,563	104,8	42	61,9	3x11	–	–	8	4000	160	3700	12
								3-200.333.214	3-200.334.220	–	–	–	–		–	6	–	106,375	133,4	55	82,6	3x13	–	–					
k-200.07.214	k-200.08.220									–	–	–	–		–	–	–	165	180	60	–	6xM10	–	–					
		k-200.107.214	k-200.108.220	k-200.207.214	k-200.208.220					–	–	–	–		–	–	–	160	176		–	3xM10	–	3x11					
–	–	–	–	–	–	–	–	–	–	3-200.59.214	3-200.60.220	3-200.75.214	3-200.76.220		–	4	4	63,513	82,6		–	3x12	3xM10x1,0	–					
–	–	–	–	–	–	k-200.31.214	k-200.32.220	–	–	–	–	3-200.77.214	3-200.78.220		5	–	5	82,563	104,8		–	4xM10	6xM12x1,0	–					
–	–	–	–	–	–	k-200.33.214	k-200.34.220	–	–	–	–	3-200.79.214	3-200.80.220		6	–	6	106,375	133,4		–	4xM12	6xM16x1,5	–					
–	–	–	–	–	–	–	–	3-250.335.234	3-250.336.230	–	–	–	–	250	–	6	–	106,375	133,4	55	82,6	6x13	–	–	9	3500	180	4600	
–	–	–	–	–	–	–	–	3-250.337.234	3-250.338.230	–	–	–	–		–	8	–	139,719	171,4	76	111,1	6x18	–	–					
k-250.09.234	k-250.10.230	–	–	–	–	–	–	–	–	–	–	–	–		–	–	–	210	226	80	–	6xM12	–	–					
		k-250.109.234	k-250.110.230	k-250.209.234	k-250.210.230	–	–	–	–	–	–	–	–		–	–	–	200	224		–	3xM12	–	3x13					
–	–	–	–	–	–	–	–	–	–	3-250.61.234	3-250.62.230	–	–		–	5	–	82,563	104,8		–	3x12	–	–					
–	–	–	–	–	–	k-250.35.234	k-250.36.230	–	–	–	–	3-250.81.234	3-250.82.230		6	–	6	106,375	133,4		–	4xM12	6xM16x1,5	–					
–	–	–	–	–	–	k-250.37.234	k-250.38.230	–	–	–	–	3-250.83.234	3-250.84.230		8	–	8	139,719	171,4		–	4xM16	6xM20x1,5	–					
–	–	–	–	–	–	–	–	3-315.341.234	3-315.342.230					315	–	8	–	139,719	171,4	76	111,1	6x18	–	–	10	2800	200	5500	14
k-315.11.234	k-315.12.230	–	–	–	–	–	–	–	–	–	–	–	–		–	–	–	270	290	100	–	6xM12	–						
		k-315.111.234	k-315.112.230	k-315.211.234	k-315.212.230	–	–	–	–	–	–	–	–		–	–	–	260	286		–	3xM16	–	3x17					
–	–	–	–	–	–	–	–	–	–	3-315.63.234	3-315.64.230	–	–		–	6	–	106,375	133,4		–	6x14	–	–					
–	–	–	–	–	–	k-315.39.234	k-315.40.230	–	–	–	–	–	–		6	–	–				–	4xM12							
–	–	–	–	–	–	k-315.41.234	k-315.42.230	–	–			3-315.85.234	3-315.86.230		8	–	8	139,719	171,4		–	4xM16	6xM20x1,5	–					
–	–	–	–	–	–	k-315.55.234	k-315.56.230	–	–			3-315.87.234	3-315.88.230		11	–	11	196,869	235		–	6xM20	6xM22x1,5	–					
–	–	–	–	–	–	–	–	3-400.345.234	3-400.346.230	–	–	–	–	400	–	11	–	196,869	235	125	165,1	6x22			12	800	360	7200	17
k-400.15.234	k-400.16.230	–	–	–	–	–	–	–	–	–	–	–	–		–	–	–	340	368	136		6xM16							
–	–	k-400.115.234	k-400.116.230	k-400.215.234	k-400.216.230	–	–	–	–	–	–	–	–		–	–	–	330	362			3xM16		3x17					
–	–	–	–	–	–	–	–			3-400.65.234	3-400.66.230				–	8	–	139,719	171,4		111,1	6x18	–	–					
–	–	–	–	–	–	k-400.43.234	k-400.44.230	–	–	–	–	3-400.89.234	3-400.90.230		8	–	8				–	4xM16	6xM20x1,5	–					
–	–	–	–	–	–	k-400.45.234	k-400.46.230	–	–	–	–	3-400.91.234	3-400.92.230		11	–	11	196,869	235		–	6xM20	6xM22x1,5						
–	–	–	–	–	–	–	–	k-500.34.924	k-500.350.20	–	–	–	–	500		11		196,869	235	125	165,1	6x22	–	–	14	600	500	9000	19
–	–	–	–	–	–	k-500.47.24	k-500.48.20	–	–			3-500.93.24	3-500.94.20		8		8	139,719	171,4	136		4xM16	6xM20x1,5						
k-500.17.24	k-500.18.20							–	–	–	–	–	–		–	–	–	440	465	190		6xM16							
–	–	k-500.117.24	k-500.118.20	k-500.217.24	k-500.218.20	–	–	–	–	–	–	–	–		–	–	–	420	458			6xM16		6x17					
–	–	–	–	–	–	–	–	–	–	3-500.67.24	3-500.68.20				–	11	–	196,869	235			6x22							
–	–	–	–	–	–	k-500.49.24	k-500.50.20	–	–			3-500.95.24	3-500.96.20		11	–	11					6xM20	6xM22x1,5						
–	–	–	–	–	–	k-630.51.24	k-630.52.20	–	–	–	–	3-630.97.24	3-630.98.20	630	11		11	196,869	235	190		6xM20	6xM22x1,5						
–	–	–	–	–	–	–	–	k-630.353.24	k-630.354.20	–	–	–	–			15		285,775	330,2		247,6	6x26	–	–					
k-630.19.24	k-630.20.20	–	–	–	–	–	–	–	–	–	–	–	–		–	–	–	560	595	252		M16x6	–	–					
–	–	k-630.119.24	k-630.120.20	k-630.219.24	k-630.220.20	–	–	–	–	–	–	–	–		–	–	–	545	586					6x17					
–	–	–	–	–	–	–	–	–	–	3-630.69.24	3-630.70.20	–	–		–	15	–	285,775	330,2			6x26	–	–					
–	–	–	–	–	–	k-630.53.24	k-630.54.20	–	–	–	–	3-630.99.24	3-630.100.20		15	–	15					6xM24	6xM24x1,5	–					
–	–	–	–	–	–	–	–	k-800.355.24	k-800.356.20	–	–	–	–	800		15		285,775	330,2	190	247,6	6x26							
										k-800.455.24	k-800.456.20	–	–			15				281	–						
						k-800.55.24	k-800.56.20	–	–	–	–	k-800.755.24	k-800.756.20		15	–	15				–	6xM24	6xM24x1,5						
–	–	–	–	–	–	–	–	k-800.357.24	k-800.358.20	–	–	–	–		–	20	–	412,775	463,6	310	368,3	6x26							
–	–	k-800.121.24	k-800.122.20	k-800.221.24	k-800.222.20	–	–	–	–	–	–	–	–		–	–	–	710	760	380	–	6xM22	–	6x24					
–	–	–	–	–	–	–	–	–	–	k-800.457.24	k-800.458.20	–	–		–	20	–	412,775	463,6		–	6x26	–	–					
–	–	–	–	–	–	k-800.57.24	k-800.58.20	–	–	–	–	k-800.757.24	k-800.758.20		20	–	20				–	6xM24	6xM27x2	–					
–	–	–	–	–	–	–	–	k-1000.359.24	k-1000.360.20	–	–	–	–	1000	–	15	–	285,775	330,2	190	247,6	6x26	–	–	18	400	500	11500	22
–	–	–	–	–	–	–	–	–	–	k-1000.459.24	k-1000.460.20	–	–		–	15	–			281	–		–	–					
–	–	–	–	–	–	k-1000.559.24	k-1000.560.20	–	–	–	–	k-1000.759.24	k-1000.760.20		15	–	15	412,775	463,6	415	–	6xM24	6xM24x1,5						
–	–	–	–	–	–	k-1000.561.24	k-1000.562.20	–	–	–	–	k-1000.761.20	k-1000.762.20		20	–	20					6xM24	6xM27x2	–					
–	–	–	–	–	–	–	–	k-1000.361.24	k-1000.362.20	–	–	–	–		–	20	–				368,3	6x26	–	–					
–	–	–	–	–	–	–	–	k-1000.363.24	k-1000.364.20	–	–	–	–		–	28	–	584,225	647,6	460	530,2	6x33	–	–					
–	–	k-1000.123.24	k-1000.124.20	k-1000.223.24	k-1000.224.20	–	–	–	–	–	–	–	–		–	–	–	910	950		–	6xM24	–	6x26					

тип 1 (ГОСТ 3889),
тип 1, подтип I (DIN 6350)

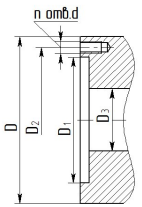

тип 1,
подтип II (DIN 6350)

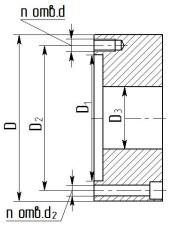

тип 2

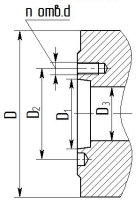

тип 4

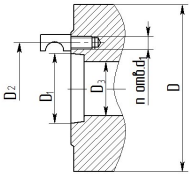

тип 3 подтип III

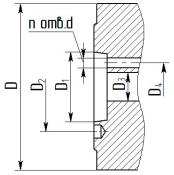

тип 3 подтип IV

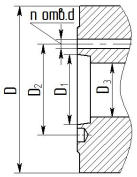

Условные обозначения

k – количество кулачков (2, 3, 4, 6);
k=2 только для исп. 2
D– наружный диаметр патрона;

D_1 – диаметр посадочного отверстия;

D_2 – диаметр расположения крепежных отверстий;

D_3 – диаметр отверстия в корпусе;

D_4 – диаметр расположения крепежных отверстий подтип 3;

nxd – количество и размер крепежных отверстий;

n_{max}, $мин^{-1}$ – максимальная допустимая частота вращения патронов;

M_{max}, Н·м – максимальный крутящий момент на ключе;

P_{min}, Н – суммарная статическая сила зажима;

* – для k ≥ 3.

Гл. конструктор В.Н.Цехан